


## Adaptors Metal

### Adaptors for different threads

- For metal machines and housings.
- Adaptors for the transition of different thread types and sizes.

#### Technical Details

<b>Material</b>	Brass Nickel plated, Stainless Steel
<b>Thread Type</b>	<ul style="list-style-type: none"> <li>• Metric EN 60423</li> <li>• PG DIN 40430</li> </ul>
<b>Accessories</b>	<ul style="list-style-type: none"> <li>• Lock nuts</li> <li>• Gaskets (Washers)</li> </ul>
<b>Remarks</b>	<ul style="list-style-type: none"> <li>• We recommend the use of lock nuts and gaskets to ensure IP rating for rough surfaces or through holes.</li> <li>• Accessories must be ordered separately.</li> </ul>



### Thread Type **METRIC - PG** acc. to EN 60423 / DIN 40430

Outer Thread Size (Male)	Inner Thread Size (Female)	Outer Thread Length	Inner Thread Length	Inner Ø	Outer Ø	Height	Part Number	Minimum Order Quantity
		TL mm	ITL mm	ID mm	D mm	h mm		
M12x1,5	PG 9	6,0	7,0	8,0	17,0	9,0	IB-RB0SM02P	189
M16x1,5	PG 11	6,0	7,5	12,0	20,0	9,0	IB-RB01M03P	189
M20x1,5	PG 16	8,0	8,5	16,0	24,0	10,5	IB-RB02M05P	189
M25x1,5	PG 16	10,0	9,0	20,0	28,0	11,5	IB-RB03M05P	105
	PG 21	9,0	10,0	20,0	30,0	12,5	IB-RB03M06P	70
M32x1,5	PG 29	8,0	13,0	27,5	40,0	16,0	IB-RB04M07P	40
M40x1,5	PG 36	9,0	14,0	35,5	50,0	18,5	IB-RB05M08P	24
M50x1,5	PG 42	9,0	18,0	45,5	57,0	22,0	IB-RB06M09P	24
M63x1,5	PG 48	9,0	18,0	56,0	64,0	23,0	IB-RB07M10P	10

Order Coding			
Part Number	Material	-	Gasket (Washer)
Mandatory	Mandatory	-	Option
See table	BN Brass Nickel plated X Stainless steel	-	WN NBR WC CR (Chloroprene) WS Silicone
Example			
IB-RB03M05P	BN	-	WC



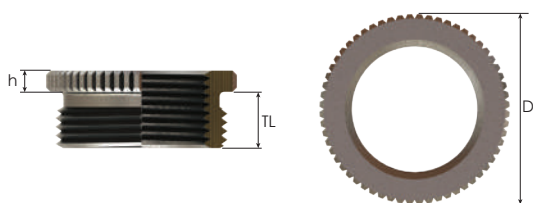
### Adaptors for different threads

- For metal machines and housings.
- Adaptors for the transition of different thread types and sizes.


#### Technical Details

<b>Material</b>	Brass Nickel plated, Stainless Steel
<b>Thread Type</b>	<ul style="list-style-type: none"> <li>• Metric EN 60423</li> <li>• PG DIN 40430</li> </ul>
<b>Accessories</b>	<ul style="list-style-type: none"> <li>• Lock nuts</li> <li>• Gaskets (Washers)</li> </ul>
<b>Remarks</b>	<ul style="list-style-type: none"> <li>• We recommend the use of lock nuts and gaskets to ensure IP rating for rough surfaces or through holes.</li> <li>• Accessories must be ordered separately.</li> </ul>

### Short Type



### Long Type



### Thread Type METRIC - PG acc. to EN 60423 / DIN 40430

Outer Thread Size (Male)	Inner Thread Size (Female)	Outer Thread Length		Inner Thread Length		Inner Ø	Outer Ø	Height		Design Type	Part Number	Minimum Order Quantity
		TL	mm	ITL	mm			ID	mm			
PG 7	M12x1,5	5,0	7,0	8,0	14,0	10,0	long	IB-RB01P0SM	189			
PG 9	M16x1,5	6,0	8,0	11,5	18,0	11,0	long	IB-RB02P01M	189			
PG 11	M16x1,5	6,0	9,0	-	20,0	3,0	short	IB-RA03P01M	189			
	M20x1,5	6,0	8,5	14,5	22,0	11,5	long	IB-RB03P02M	189			
PG 13,5	M20x1,5	6,5	8,5	16,5	22,0	11,5	long	IB-RB04P02M	105			
	M20x1,5	6,0	9,0	-	24,0	3,0	short	IB-RA05P02M	105			
PG 16	M25x1,5	6,5	8,5	17,5	27,0	12,5	long	IB-RB05P03M	70			
	M20x1,5	7,0	10,0	-	30,0	3,0	short	IB-RA06P02M	70			
PG 21	M25x1,5	7,0	10,0	-	30,0	3,0	short	IB-RA06P03M	40			
	M32x1,5	7,0	12,0	24,0	34,0	16,0	long	IB-RB06P04M	40			
	M25x1,5	8,0	11,5	-	39,0	3,5	short	IB-RA07P03M	24			
PG 29	M32x1,5	8,0	11,5	-	39,0	3,5	short	IB-RA07P04M	10			
	M40x1,5	8,0	15,0	32,0	42,0	19,5	long	IB-RB07P05M	24			
PG 36	M50x1,5	8,0	16,0	32,0	54,0	19,5	long	IB-RB07P06M	24			
	M40x1,5	9,0	12,5	-	50,0	3,5	short	IB-RA08P05M	10			

#### Order Coding

Part Number	Material	-	Gasket (Washer)
Mandatory	Mandatory	-	Option
See table	BN Brass Nickel plated X Stainless steel	-	WN NBR WC CR (Chloroprene) WS Silicone

#### Example

IB-RB03M05P	BN	-	WC
-------------	----	---	----